

# Wakayama Electric Railway Kishigawa Line (和歌山電鐵 貴志川線)

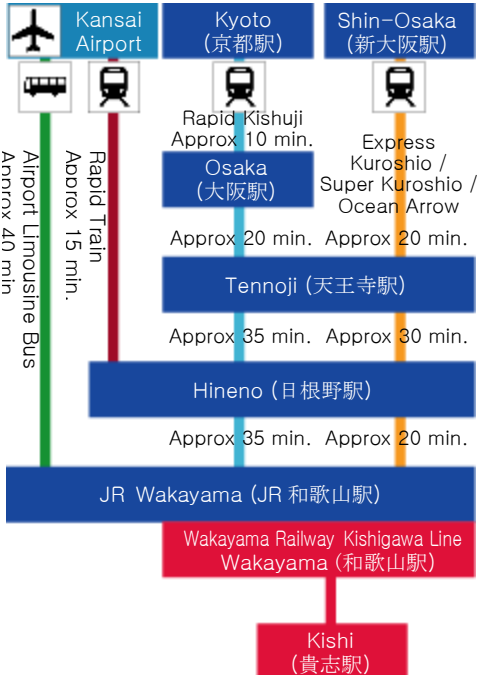
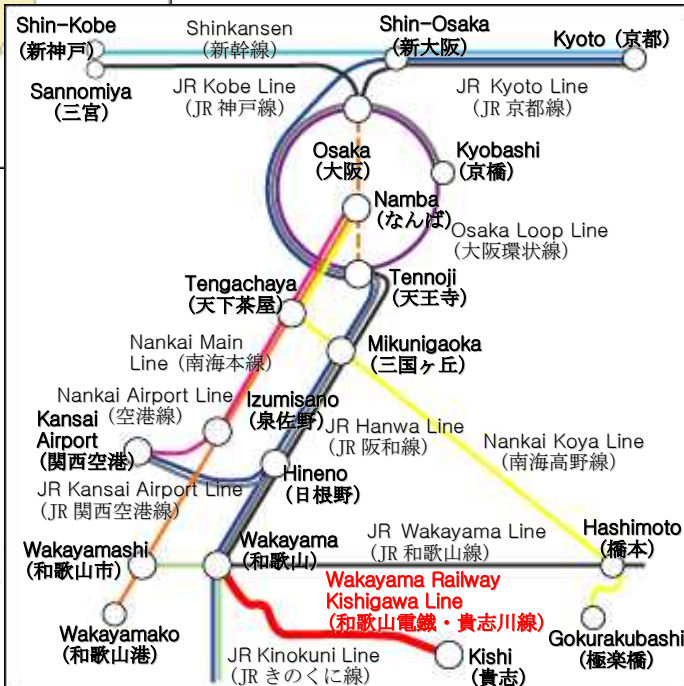
A cat stationmaster  
**Tama** is looking  
forward to meeting  
you.



Wakayama Electric Railway Kishigawa Line is used by tourists visiting temples, shrines and pick-your-own farms along the line. At Kishi station, the last stop of the line, a cat stationmaster Tama welcomes you. Tama plays an important role in promoting Wakayama throughout Japan as a Maneki Neko (beckoning cat) since she became a stationmaster in 2007 and now she has a title of super-stationmaster. Come to ride Wakayama Railway and see Tama! – However, she has off on Sundays.



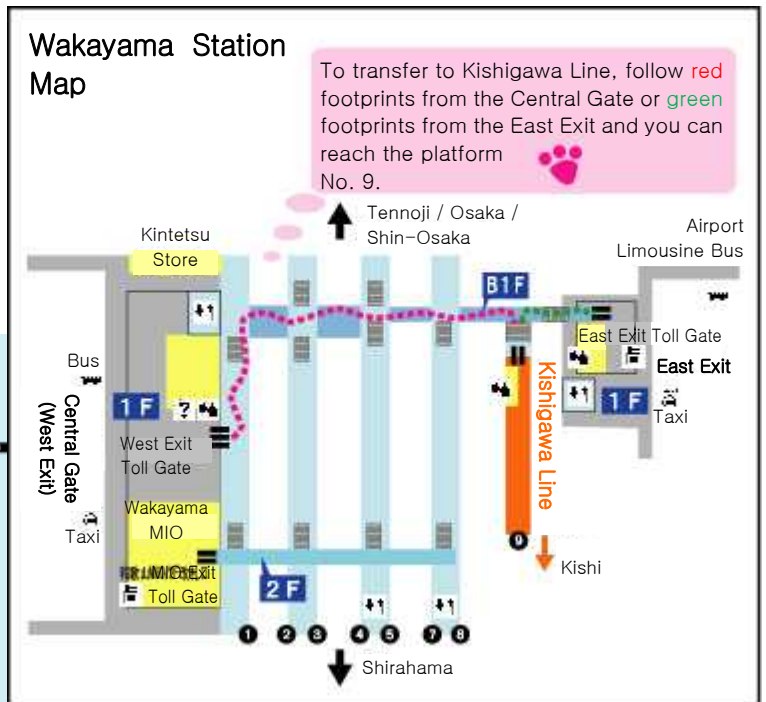
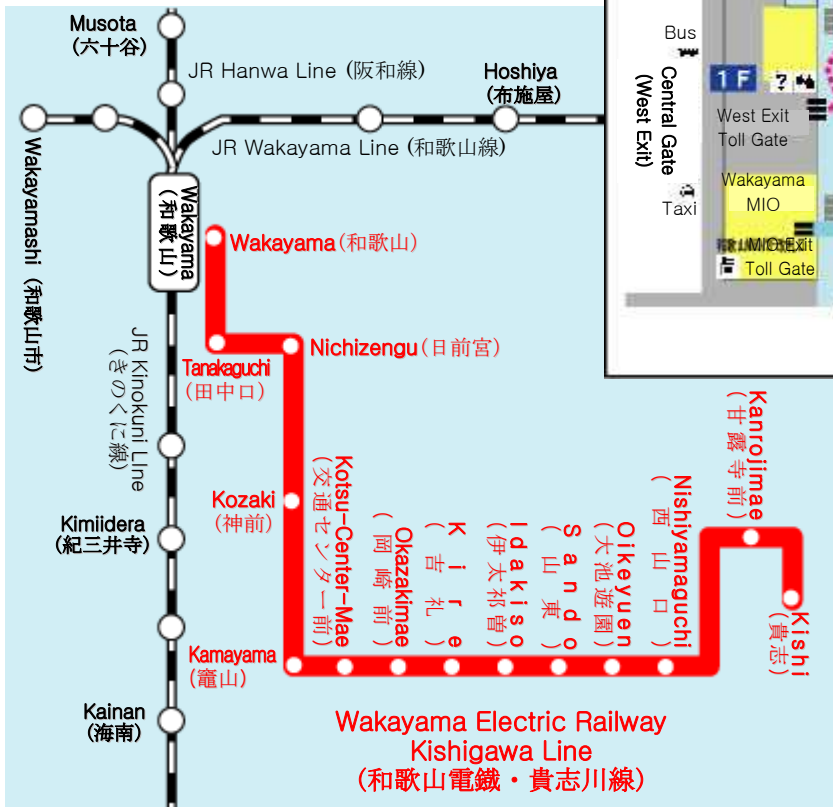
Website of Wakayama Railway  
<http://www.wakayama-dentetsu.co.jp>



# Ride Kishigawa Line!

## Line Data

Wakayama Railway Kishigawa Line is a 14.3-km and 30-min train service between Wakayama and Kishi. There are many tourist spots along the line where people can enjoy nature and history.



- **How to purchase tickets**
  - You can purchase tickets when you get on a train at **Wakayama or Idakiso**.
  - If you get on a train at **the other stations**, pay the fare when you get off.
- **How to ride trains**
  - Kishigawa Line trains are operated **without conductors**.
  - Except for Wakayama, Idakiso and Kishi, pick up a **numbered ticket** when getting on.
  - Get off your train **at the front door**.

## Fares

- The fare is 360 Yen (Adult) or 180 Yen (Child) between Wakayama and Kishi stations.
- To purchase a **day pass**, a good deal for your round tour along the Kishigawa Line...
  - ◆ Price
    - 650 Yen for Adult, 350 Yen for Child
  - ◆ Ticket Counter
    - At Kishigawa Line Platform No. 9 in Wakayama station, Idakiso station (from 9:00 AM to 5:30 PM) and other stations
  - ※ This day pass can be purchased without reservation.



# Ichigo (Strawberry), Omocha (Toys) and Tama Trains

We operate Ichigo (Strawberry) , Omocha (Toys) and Tama trains, which will make you smile with their joyful exterior and interior.



Ichigo (Strawberry) Train

This is the Japanese most cute, joyful and fancy train featuring strawberry, specialty products around the Kishi station. There is delightful space in the car with floor, benches, service counters and tables made of natural wood. Why don't you go for strawberry picking by Ichigo train?



Omocha (Toys) Train

Both children and adults will enjoy Omocha train with many joyful toys in the car as well as with its red body exterior. Toys are sold by the world first "Gachagacha" vending machines on the train. Enjoy with your family!



"Gachagacha" is a vending machine selling capsules containing toys. You can also see them at Narita Airport. Containers such as tin badges change each day. Just try and find what comes out!





Tama Train

たま電車



This is a train featuring the stationmaster Tama. There are 101 running or lying Tama painted on the body. Many illustrations of Tama will welcome you on the train, too. Go to see the stationmaster Tama by the Tama train!



## Timetable of Ichigo, Omocha and Tama Trains

Timetable of Ichigo, Omocha and Tama trains vary day by day. Confirm the timetable on our website in advance.

※ All three trains may not be available everyday.


Step 1. Access our online timetable at <http://www.wakayama-dentetsu.co.jp/timetable.html>



Step 2. Select the date



Step 3. Timetable will be shown



Red: Ichigo trains  
Green: Omocha trains  
Blue: Tama trains  
Page 1: For Wakayama  
Page 2: For Kishi

# Enjoy Kishigawa Line!

## 1 Strawberry Picking

<Get off at Kishi station>

Area around Kishi station, the last stop, is richly cultivated with strawberries. Many people visit popular strawberry picking every year.

There are many other vegetables and fruits cultivated along the line.  
(Season: from February to mid-May)



## 2 Kumano-kodo Pilgrimage Routes

<Get off at Idakiso station>

Area around an intersection of Kumano-kodo and Ryujin-kaido prospered as a key spot of traffic. The atmosphere of the old street is retained by a residence of a village head Nakasujike Family in Edo era and so on. (Two hours between Idakiso and Hoshiya by walk)



## 3 Tama Museum Kishi Station

A super-stationmaster cat Tama works at Kishi station, the last stop of Kishigawa Line. The station has Tama Café, where you can enjoy juice made of local vegetables and fruits etc.

- Tama: 9:00 to 17:00
- Off on Sundays
- Tama Café: 9:00 to 17:30
- Closed on 3<sup>rd</sup> Wednesdays



## ◆Saigoku Sansha Mairi: Visits to three shrines (西国三社参り)

People have a custom to visit three shrines in Wakayama. It is said that "Saigoku Sansha Mairi" is one of the best in the western Japan, in which a number of people visit Hinokuma Jingu / Kunikakasu Jingu and Itakiso Jinja (the first grade shrines in this area) and Kamayama Jinja since old times. There are many other shrines along the Kishigawa Line.

### 4 Hinokuma Jingu Shrine (日前神宮) · Kunikakasu Jingu Shrine (國懸神宮)

This is one of the oldest shrines in Japan and a rare shrine popularly known as Nichizengu, which has two shrines in the grounds.  
(Five minutes walk from Nichizengu)



### 5 Kamayama Jinja Shrine (竈山神社)

Hikoitsuse-no-Mikoto, the oldest brother of the Japan's first Emperor Jinmu, is enshrined at the main shrine in deep and quiet grounds.  
(Fifteen minutes walk from Kamayama)



### 6 Itakiso Jinja Shrine (伊太祁曾神社)

This shrine worships a deity of wood who sowed seeds of wood for the first time in Japan. (Five minutes walk from Idakiso)



# Answer the Questionnaire and Get a Postcard!

For we could provide better service, please answer this questionnaire. After you print and finish the questionnaire, please hand it to the staff of Itakiso station or Tama Café of Kishi station.

## ① Where did you know this guide?

- On TV or newspaper
- On web news
- Directly on JNTO website
- From your friends
- Others

※ We will give you one postcard per questionnaire.

## ② Did you get information you wanted to know?

- Yes
- No

→ What kind of information do you think is lacked?

## ③ Was it easy for you to understand this guide?

- Yes
- No

→ Which part was it hard to understand?

## ④ Give us your other opinion about this guide.

Your country of residence:  
Purpose of this visit:  
Duration of this visit:  
Place to stay in Japan:

Thank you for your cooperation.